

Quarterly Report to the Commission

Idaho Code § 47-315(9)

Idaho Code § 47-324(6)

1st Quarter 2026(January-March)

Submitted to the Commission as a
Supplement to the Secretary's Report

May 8, 2026

James Thum

Idaho Department of Lands



IDAHO OIL & GAS
CONSERVATION COMMISSION



TITLE 47 Mines and Mining

CHAPTER 3 Oil and Gas Wells — Geologic Information, and Prevention of Waste

§ 47-324(6) The department shall report quarterly to the commission on the produced volumes of oil and gas, sales volumes of oil and gas, and the meeting of industry standards.

Volumes Produced & Sold – 1st Quarter 2026

Comparison to Previous Quarter / Previous Year

Volumes Produced	Cum. Gas MCF	Condensate BBL	NGLs Gallons*	Cum. Oil BBL**	H2O BBL
1st Quarter 2026	220,203	5,483	175,158	0	1,182
4th Quarter 2025	607,631	9,923	642,420	0	5,347
Increase / (Decrease)	(-387,428)	(-4,440)	(-467,262)	--	(-4,165)
% Difference	(-63.8)	(-44.7)	(-72.7)	NA	(-77.9)
vs 1st Quarter 2025	(-72.5)	(-27.0)	(-70.3)	NA	(-69.3)

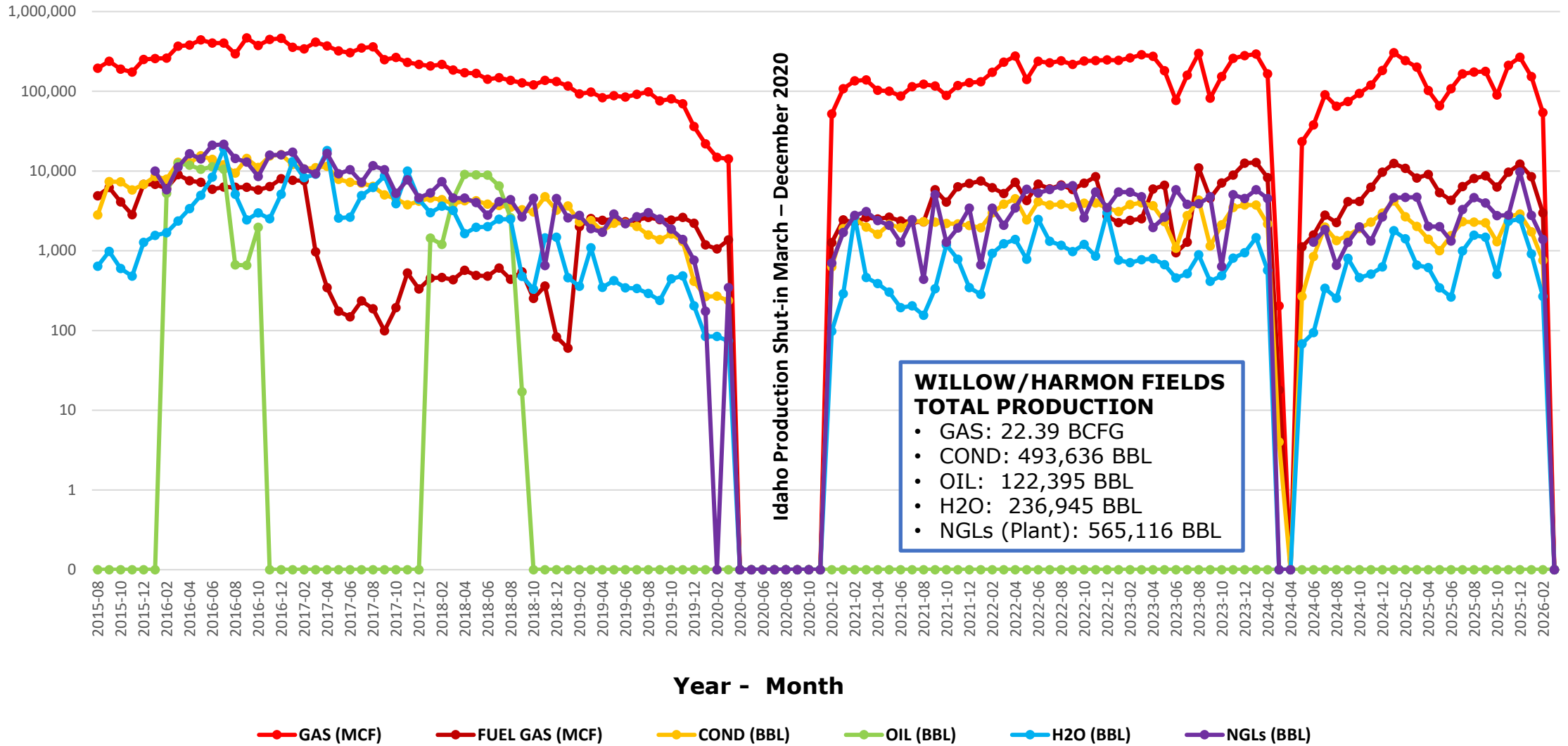
Volumes Sold	Gas MMBtu	Condensate BBL	NGLs Gallons	Oil BBL
1st Quarter 2026	190,250	5,483	175,158	0
4th Quarter 2025	526,628	9,924	642,420	0
Increase / (Decrease)	(-336,378)	(-4,441)	(-467,262)	--
% Difference	(-63.9)	(-44.8)	(-72.7)	NA
vs 1st Quarter 2025	(-72.6)	(-64.3)	(-70.2)	NA

*Denotes Plant Production from Highway 30 Facility

**No oil has been produced from western Idaho since September 2018

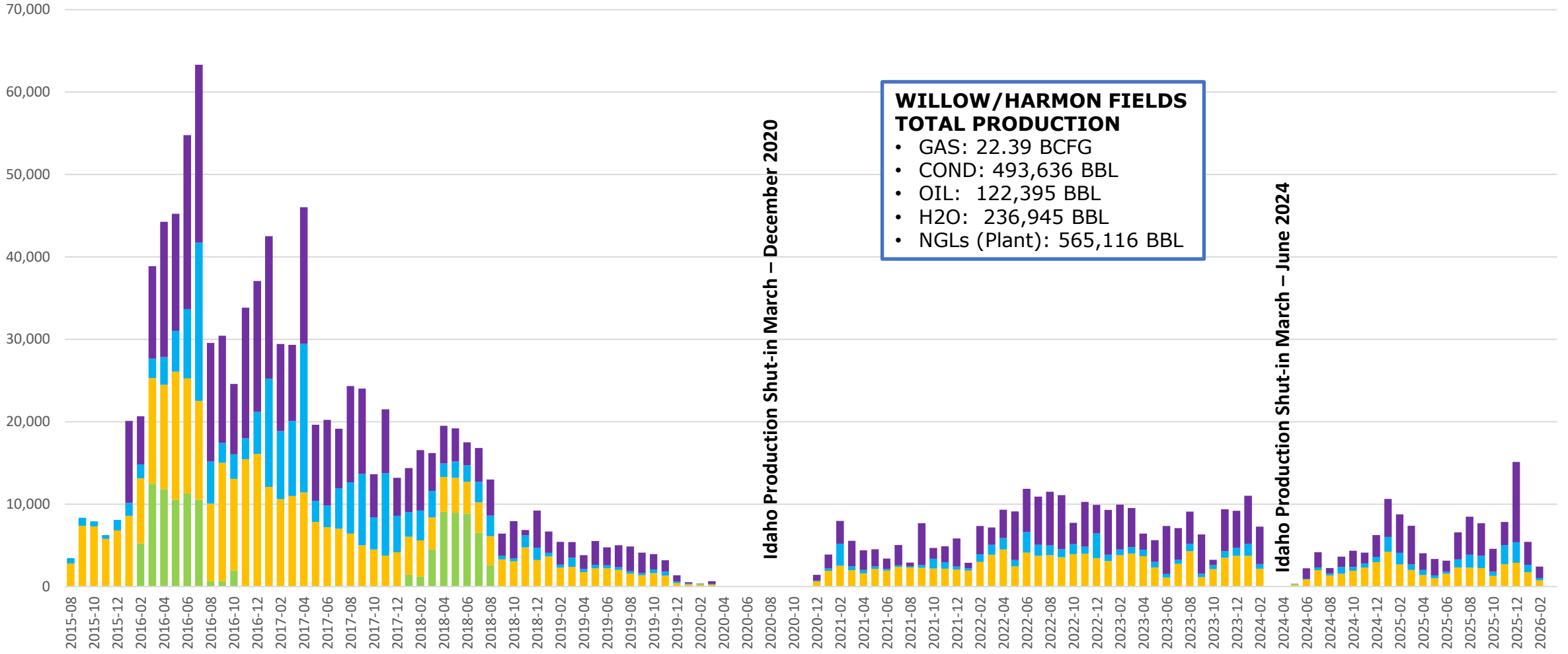
Western Idaho Production – August 2015 to Present

Gas Production in MCF / Liquids Production in BBLs



Western Idaho Production Liquids Output – August 2015 to Present

Production in Barrels (42 US Gallons)

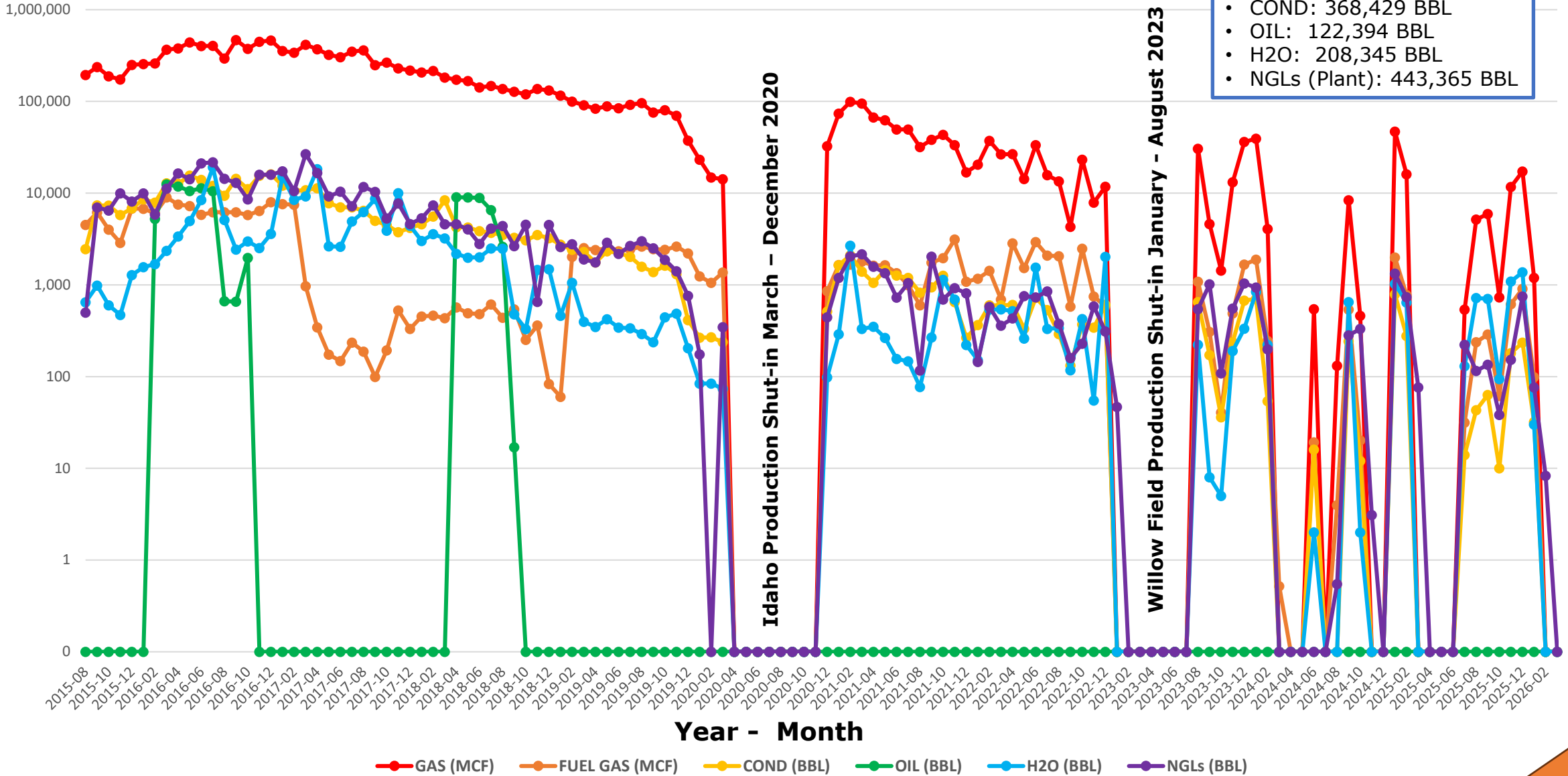


Year - Month

■ OIL (BBL)
 ■ COND (BBL)
 ■ H2O (BBL)
 ■ NGLs (BBL)

Willow Field Production History

Gas Production in MCF / Liquids Production in BBLs



WILLOW FIELD TOTAL PRODUCTION

- GAS: 13.49 BCFG
- COND: 368,429 BBL
- OIL: 122,394 BBL
- H2O: 208,345 BBL
- NGLs (Plant): 443,365 BBL

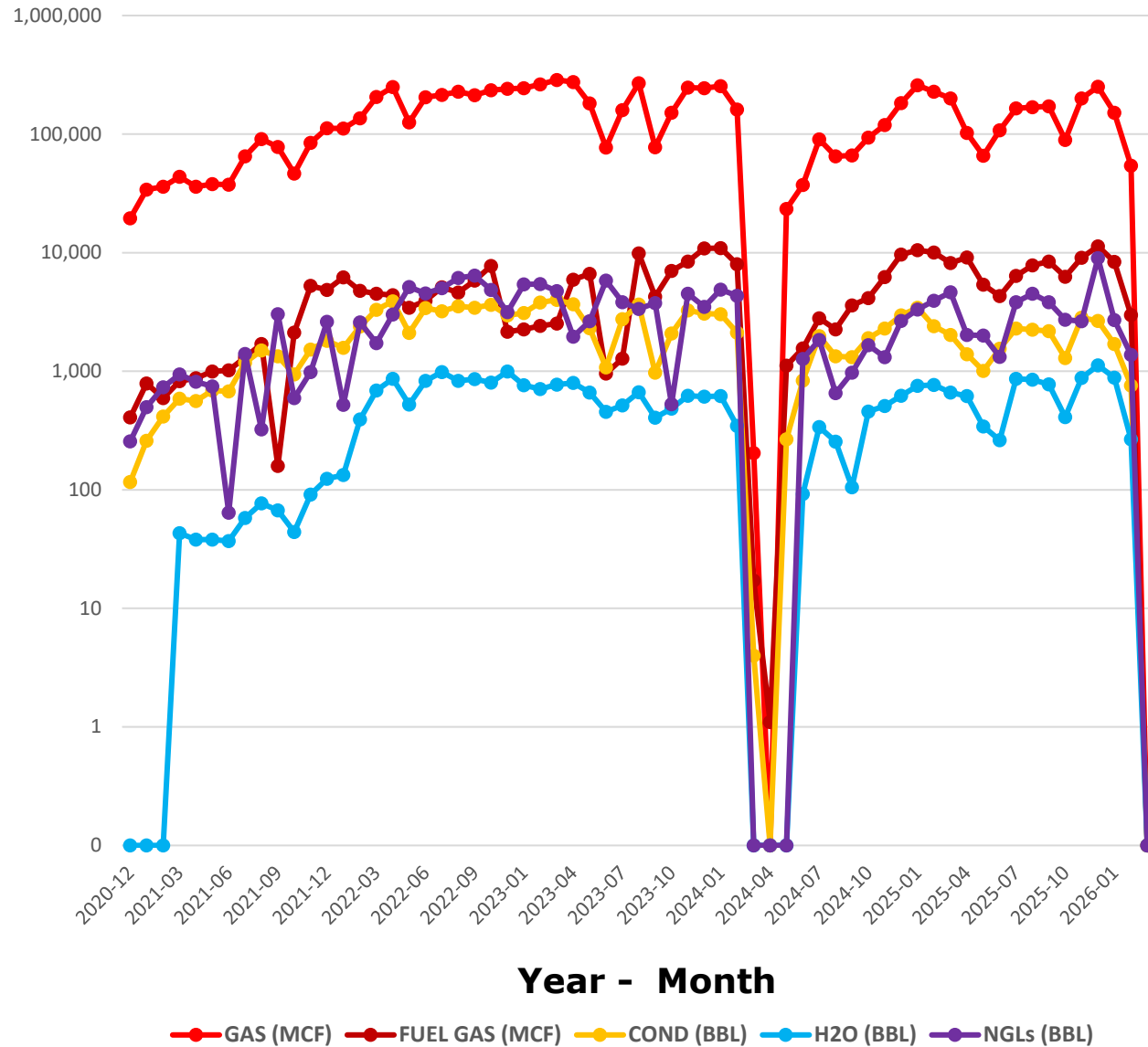
Idaho Production Shut-in March - December 2020

Willow Field Production Shut-in January - August 2023

● GAS (MCF)
 ● FUEL GAS (MCF)
 ● COND (BBL)
 ● OIL (BBL)
 ● H2O (BBL)
 ● NGLs (BBL)

Harmon Field Production History

Gas Production in MCF / Liquids Production in BBLs



HARMON FIELD TOTAL PRODUCTION

- GAS: 8.88 BCFG
- COND: 128,149 BBL
- OIL: 0 BBL
- H2O: 29,585 BBL
- NGLs (Plant): 171,259 BBL

NOTE: The horizontal Year-Month scale has been compressed to approximate the same scale as the Willow Field and Western Idaho Production Chart for visual comparison purposes.

Plant – Transportation – Sold Volumes

1-Year Running Totals – April 2025 through March 2026*

	Amount	Transported	Produced vs. Transported Variance
Residue Gas – MCF	1,675,444	--	--
Plant Condensate – BBL	28,861	28,861**	0.0%
Plant NGLs – Gallons	1,540,992	1,262,798	(-18.1%)
Oil Produced - BBL	0***	0	--

	Sold	Produced vs. Sold Variance	Transported vs. Sold Variance
Gas – MMBtu	1,451,261	(-13.4%)	--
Condensate – BBL	28,861	0.0%	0.0%
NGLs – Gallons	1,540,992	0.0%	(-22.0%)
Oil - BBL	0	--	--

Numbers in (RED) indicate variance in excess of 5%

*Liquids Transportation and Sales Volumes may be delayed 60 to 90 days after production is reported.

**Condensate Transporter is also Purchaser (Pinnacle) since December 2020 field re-start.

***No oil has been produced from western Idaho since September 2018

Well & Permit Activity – 1st Quarter 2026

Month	Active Permits	Drilling wells	Producing wells	Comments
January	14	0	8	
February	14	0	6	DJS #1-15, ML #3-10 shut-in
March	14	0	0	All production shut-in 2/20/2026

Other	Applications to drill, treat, recomplete or plug a well	Applications for spacing, unitization, integration	Applications for seismic permits, other operations	Sundry Notices submitted	Applications and Sundry Notices Approved
January	1	0	0	0	0
February	0	0	0	0	1
March	1	0	1	0	0
Totals:	2	0	1	0	1

Prior to February 20th, 6 wells were producing from Harmon Field at a combined average of 2.7 MMCFGD, 38 BCD and 13 BWD, and an additional 2,909 gallons NGL/D.



TITLE 47 Mines and Mining

CHAPTER 3 Oil and Gas Wells – Geologic Information, and Prevention Of Waste

§ 47-315(9) The commission shall require the department to perform the following activities on an annual basis:

- (a) Inspect and report on all active well sites and equipment;
- (b) Visit and file a report on production and processing facilities; and
- (c) Submit an opinion as to any areas of concern, as identified on inspection reports.

Inspection Activity – 1st Quarter 2026

- **Well Inspections:**
 - 2 pre-drill site inspections for the proposed Miller #1-15
- **Gas Facility Inspections:**
 - 0 facilities inspections
- **Outstanding Issues:**
 - Plugging operations not completed for Tracy Trust #3-2 (pending additional operations in Payette)
- **2026 Total Inspections through 3/31:**
 - 0 Well Inspections
 - 0 Facilities Inspections
 - Inspections will commence in May 2026



IDL on site to witness surface casing operations on the Twin Peaks #1W stratigraphic test, Canyon County, November 2025.
Photo courtesy J. Thum

**Please Direct All Questions & Suggestions to the
IDL Division of Minerals, Navigable Waters, Oil & Gas**
<https://ogcc.idaho.gov/contact-us/>

Seismic node deployment by
Vantage Geophysical Corp along
Galloway Road, Canyon County in
October 2025.

Photo courtesy J. Thum.



2026 2nd Quarter Report will be provided during 3rd Quarter 2026