

Quarterly Report to the Commission

Idaho Code § 47-315(9)

Idaho Code § 47-324(6)

3rd Quarter 2022 (July - September)



SUBMITTED TO THE COMMISSION AS
A SUPPLEMENT TO THE SECRETARY'S REPORT

November 28, 2022

JAMES THUM

IDAHO DEPARTMENT OF LANDS

**TITLE 47
MINES AND MINING
CHAPTER 3
OIL AND GAS WELLS — GEOLOGIC INFORMATION, AND
PREVENTION OF WASTE**

§ 47-324(6) The department shall report quarterly to the commission on the produced volumes of oil and gas, sales volumes of oil and gas, and the meeting of industry standards.

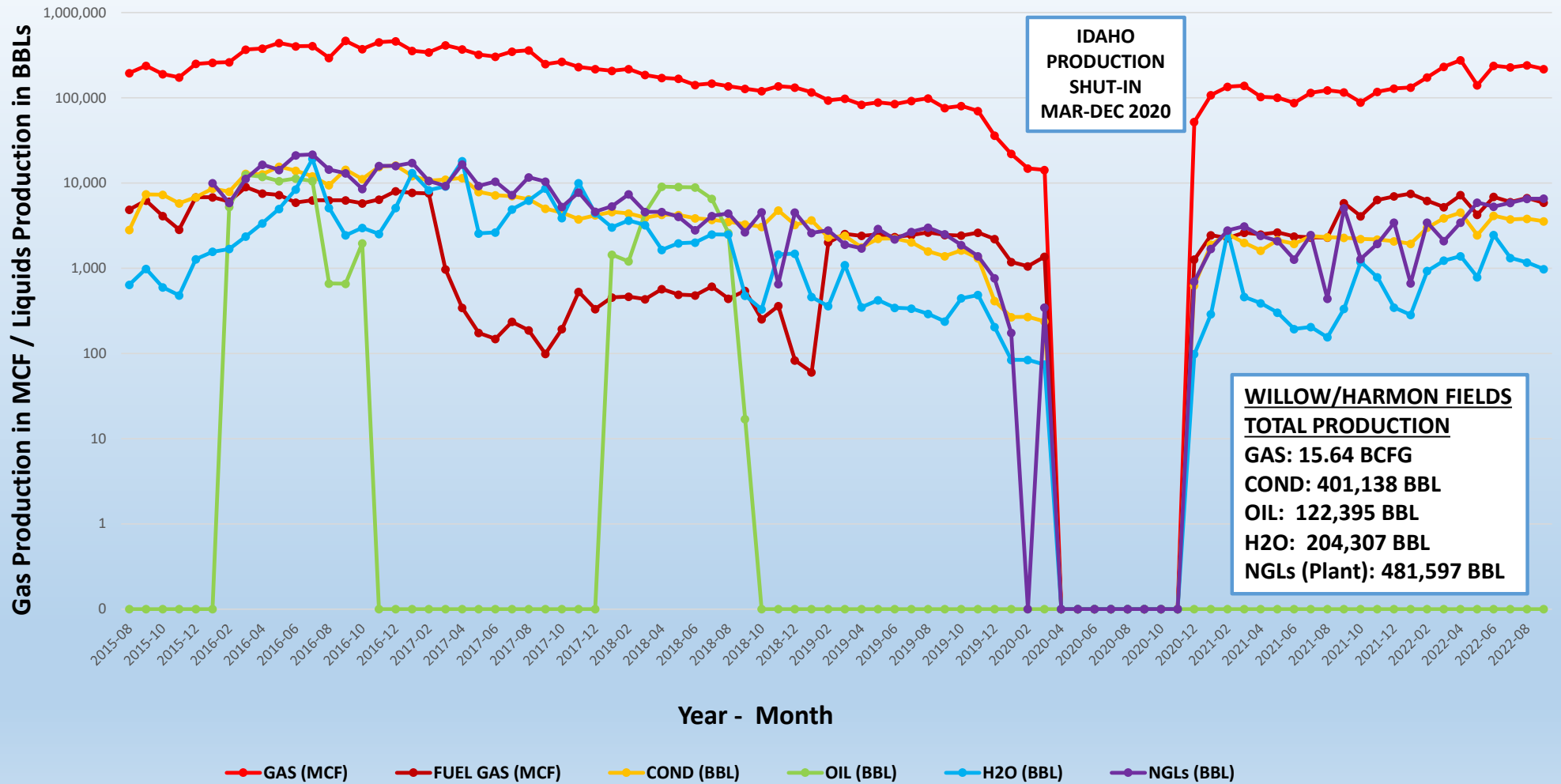
Volumes Produced & Sold – 3rd Quarter 2022

Comparison to Previous Quarter / Previous Year

<u>Volumes Produced</u>	<u>Cum. Gas (MCF)</u>	<u>Condensate (BBL)</u>	<u>NGLs (Gallons)*</u>	<u>Cum. Oil (BBL)</u>	<u>H2O (BBL)</u>
3rd Quarter 2022	672,312	12,594	795,172	0	3,462
2nd Quarter 2022	625,316	15,971	613,534	0	4,629
Increase / Decrease	46,996	-3,377	181,638	0	-1,167
% Difference	7.5	-21.1	29.6	NA	-25.2
vs 3rd Qtr 2021	107.3	96.0	138.0	NA	399.6
<u>Volumes Sold</u>	<u>Gas (MMBtu)</u>	<u>Condensate (BBL)</u>	<u>NGLs (Gallons)</u>	<u>Oil (BBL)</u>	
3rd Quarter 2022	672.312	12,593	795,172	0	
2nd Quarter 2022	625,316	15,972	613,534	0	
Increase / Decrease	46,996	-3,378	181,638	0	
% Difference	7.5	-21.2	29.6	NA	
vs 3rd Qtr 2021	102.0	42.6	130.2	NA	

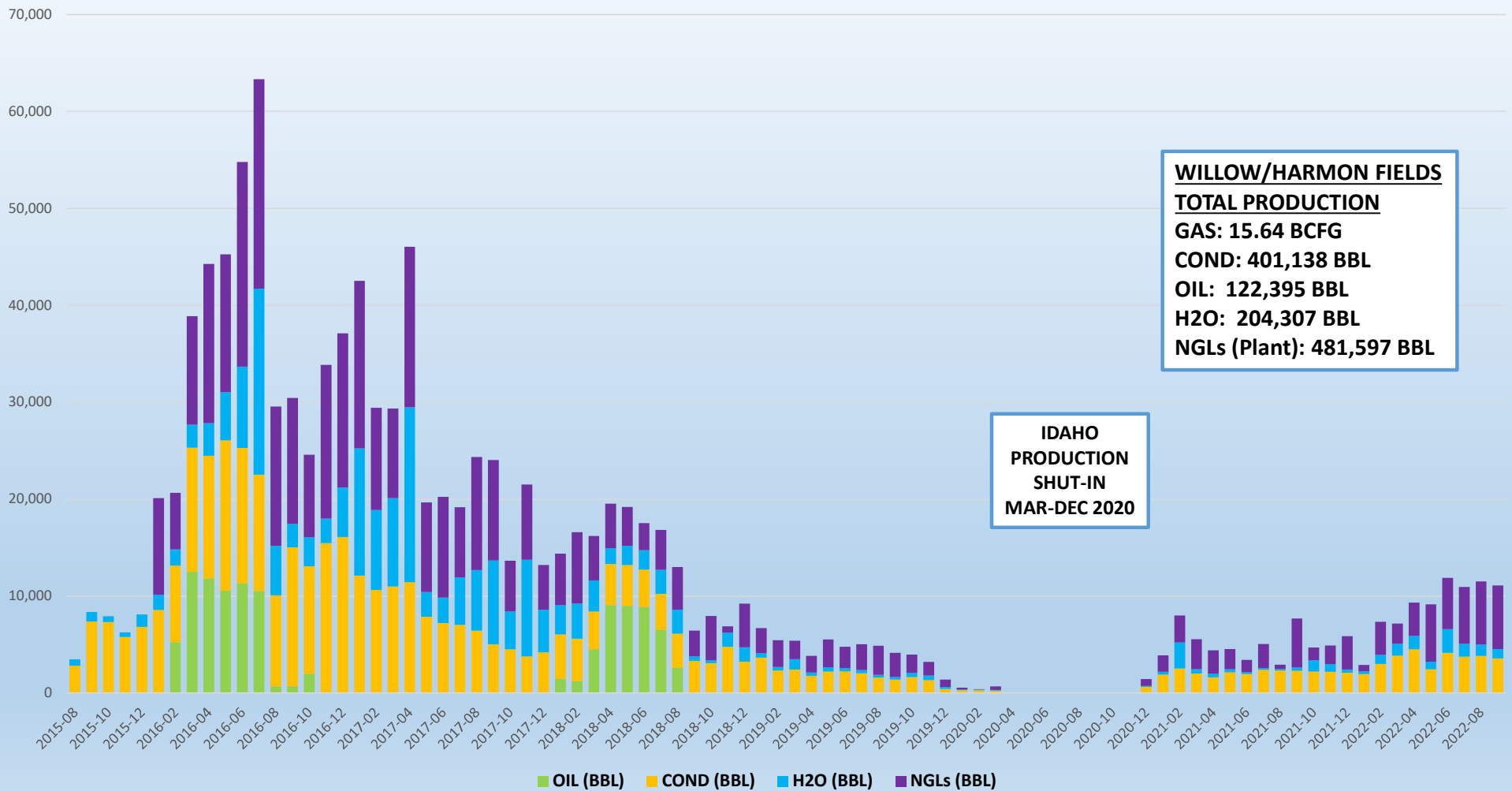
*Denotes Plant Production from Highway 30 Facility

Western Idaho Production - August 2015 to Present



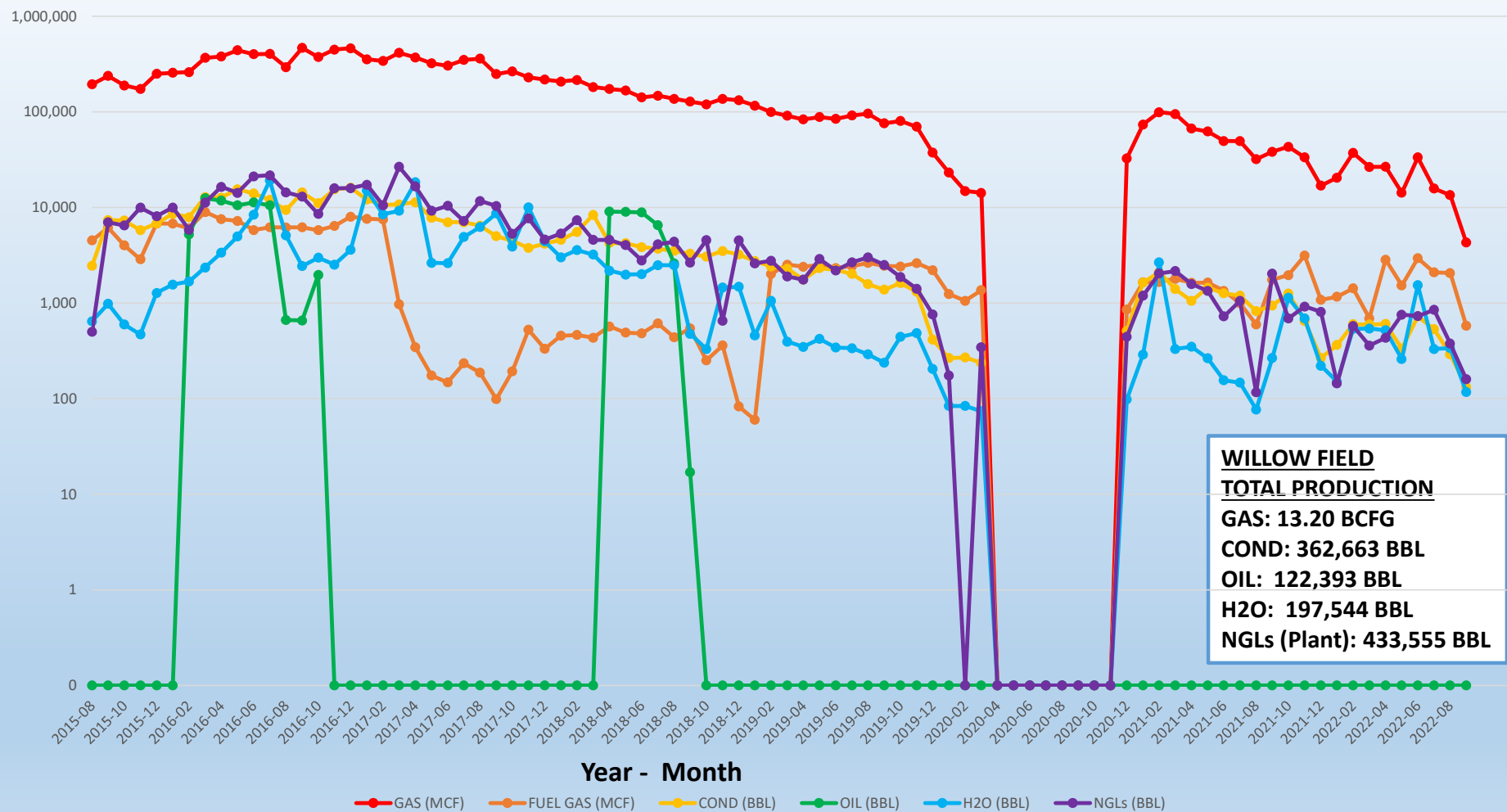
Western Idaho Production Liquids Output - August 2015 to Present

Production in Barrels (42 US Gallons)

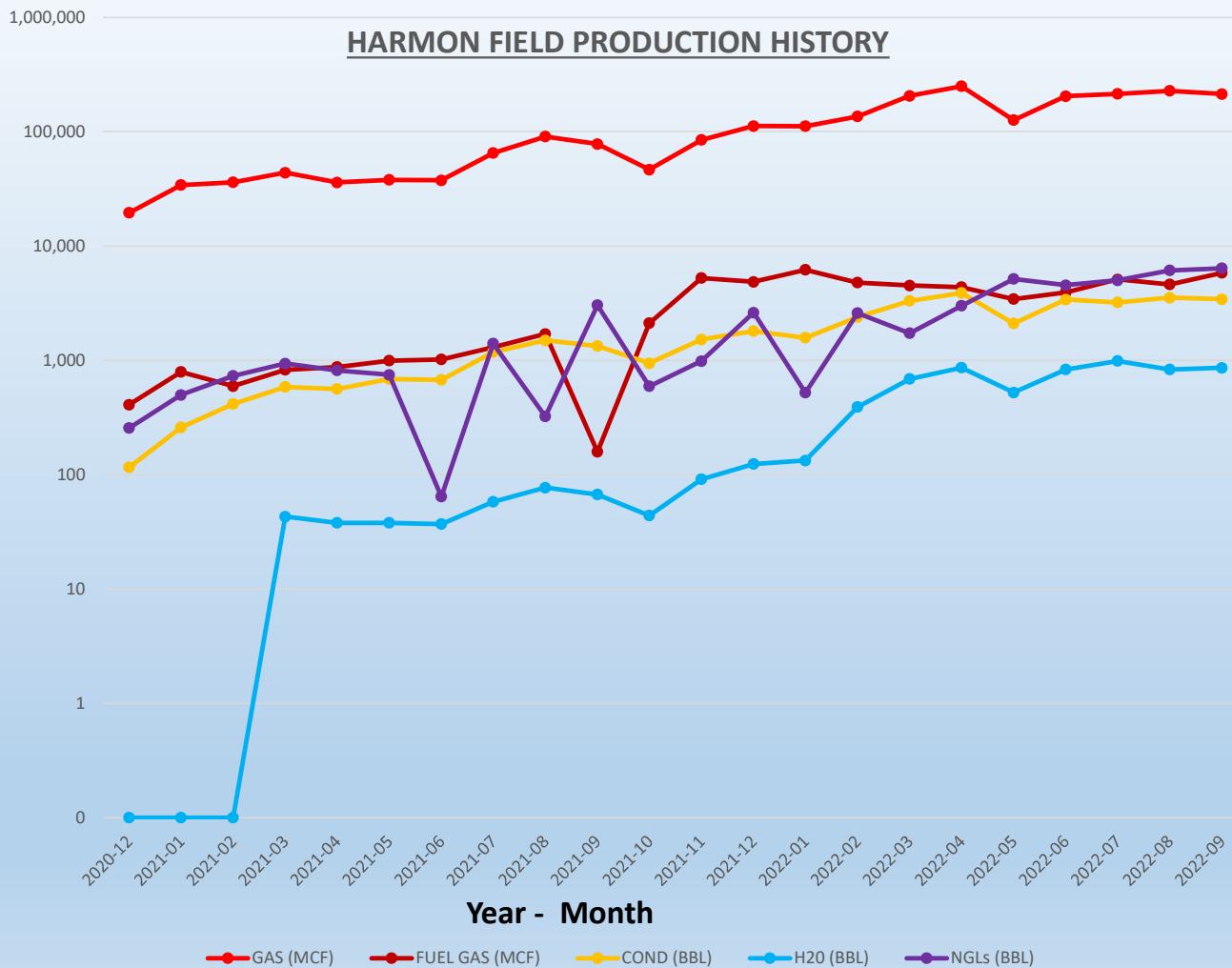


Year - Month

WILLOW FIELD PRODUCTION HISTORY



Gas Production in MCF / Liquids Production in BBLs



HARMON FIELD
TOTAL PRODUCTION
GAS: 2.41 BCFG
COND: 38,475 BBL
OIL: 0 BBL
H2O: 6,763 BBL
NGLs (Plant): 48,042 BBL

Plant – Transportation – Sold Volumes

1-Year Running Totals – October 2021 through September 2022*

<u>Residue Gas (MCF)</u>			<u>Gas Sold (MMBtu)</u>	<u>Produced vs Sold (Variance)</u>	
2,102,527			2,102,527	0.0%	
<u>Plant Condensate (BBL)</u>	<u>Condensate Transported**</u>	<u>Produced vs Transported (Variance)</u>	<u>Condensate Sold (BBL)</u>	<u>Produced vs Sold (Variance)</u>	<u>Transported vs Sold (Variance)</u>
43,789	48,996	-11.9%	43,790	0.0%	-10.6%
<u>Plant NGLs (Gallons)</u>	<u>NGLs Transported</u>	<u>Produced vs Transported (Variance)</u>	<u>NGLs Sold (Gallons)</u>	<u>Produced vs Sold (Variance)</u>	<u>Transported vs Sold (Variance)</u>
1,946,894	1,921,830	1.3%	1,946,894	0.0%	-1.3%
<u>Oil Produced (BBL)</u>	<u>Oil Transported</u>	<u>Produced vs Transported (Variance)</u>	<u>Oil Sold (BBL)</u>	<u>Produced vs Sold (Variance)</u>	<u>Transported vs Sold (Variance)</u>
0	0	---	0	---	---

Numbers in **RED** indicate variance in excess of 5%

*Liquids Transportation and Sales Volumes may be delayed 60 to 90 days after production is reported.

**Condensate Transporter is also Purchaser (Pinnacle) since December 2020 field re-start.

SW IDAHO – 2022 PRODUCTION DAYS

2022 Production Days													
27	28	29	30	31	1-Jan	2	27	28	29	30	1-Jul	2	3
3	4	5	6	7	8	9	4	5	6	7	8	9	10
10	11	12	13	14	15	16	11	12	13	14	15	16	17
17	18	19	20	21	22	23	18	19	20	21	22	23	24
24	25	26	27	28	29	30	25	26	27	28	29	30	31
31	1-Feb	2	3	4	5	6	1-Aug	2	3	4	5	6	7
7	8	9	10	11	12	13	8	9	10	11	12	13	14
14	15	16	17	18	19	20	15	16	17	18	19	20	21
21	22	23	24	25	26	27	22	23	24	25	26	27	28
28	1-Mar	2	3	4	5	6	29	30	31	1-Sep	2	3	4
7	8	9	10	11	12	13	5	6	7	8	9	10	11
14	15	16	17	18	19	20	12	13	14	15	16	17	18
21	22	23	24	25	26	27	19	20	21	22	23	24	25
28	29	30	31	1-Apr	2	3	26	27	28	29	30	1-Oct	2
4	5	6	7	8	9	10	3	4	5	6	7	8	9
11	12	13	14	15	16	17	10	11	12	13	14	15	16
18	19	20	21	22	23	24	17	18	19	20	21	22	23
25	26	27	28	29	30	1-May	24	25	26	27	28	29	30
2	3	4	5	6	7	8	31	1-Nov	2	3	4	5	6
9	10	11	12	13	14	15	7	8	9	10	11	12	13
16	17	18	19	20	21	22	14	15	16	17	18	19	20
23	24	25	26	27	28	29	21	22	23	24	25	26	27
30	31	1-Jun	2	3	4	5	28	29	30	1-Dec	2	3	4
6	7	8	9	10	11	12	5	6	7	8	9	10	11
13	14	15	16	17	18	19	12	13	14	15	16	17	18
20	21	22	23	24	25	26	19	20	21	22	23	24	25
27	28	29	30	1-Jul	2	3	26	27	28	29	30	31	1
						Q1:							Q3:
						90 Days							92 Days
						00 Days							00 Days
						Q2:							Q4:
						76 Days							00 Days
						15 Days							00 Days
												Total:	Producing 258 Days
													Shut-In 15 Days

Highway 30 was shut down for 15 days in May for routine plant maintenance. As a result, all producing wells in Harmon and Willow Fields were shut-in during that time period.

Well & Permit Activity

3rd Quarter 2022

<u>Wells</u>	<u>Active Permits*</u>	<u>Drilling wells</u>	<u>Producing wells*</u>	<u>Comments</u>	
July	15	0	9		
August	15	0	8	ML Investments 2-3 S/I	
September	17	0	6	ML Investments 2-10 S/I Dutch Lane 1-13 S/I	
<u>Other</u>	<u>Sundry Notices</u>	<u>Workover / P&A</u>	<u>APDs Received</u>	<u>APDs Approved</u>	<u>APDs Denied</u>
July	1	0	1	0	0
August	0	0	1**	0	0
September	2	0	1	2	0

*6 Producing Wells, 10 Shut-in Wells, 1 Pending P&A as of September 30, 2022

**Irvin 1-19 APD received 7/29/2022, amended APD received 8/26/2022, approved 9/10/2022

Barlow 3-14 APD received 9/2/2022 approved 9/27/2022

**TITLE 47
MINES AND MINING
CHAPTER 3
OIL AND GAS WELLS — GEOLOGIC INFORMATION, AND PREVENTION OF
WASTE**

§ 47-315(9) The commission shall require the department to perform the following activities on an annual basis:

- (a) Inspect and report on all active well sites and equipment;**
- (b) Visit and file a report on production and processing facilities; and**
- (c) Submit an opinion as to any areas of concern, as identified on inspection reports.**

Inspection Activity – 3rd Quarter 2022

- **Well Inspections**
 - 9 Well Inspections
 - Annual inspections as required
- **Gas Facility Inspections**
 - 0 Inspections
- **Outstanding Issues:**
 - Weed abatement, general maintenance requested at several well sites
 - Department is working with Snake River to correct issues noted
- **2022 Total Inspections through 9/30:**
 - 14 Well Inspections
 - 0 Facilities Inspections



FALLON #1-11 FLOW LINES FROM SEPARATOR UNIT
SEPTEMBER 2022 ANNUAL WELL INSPECTION
PHOTO COURTESY J. THUM

**Please Direct All Questions & Suggestions
to the IDL Division of Minerals, Navigable Waters, Oil & Gas**

<https://ogcc.idaho.gov/contact-us/>



**TANK BATTERIES ON THE DJS 1-15
WELL SITE, WILLOW FIELD,
PAYETTE CO. ID. SEPTEMBER 2022
PHOTO COURTESY J. THUM**

2022 4th Quarter Report will be provided during 1st Quarter 2023